

**Corbin  
Russwin** 

Padlocks, Deadlocks, Push-Pull

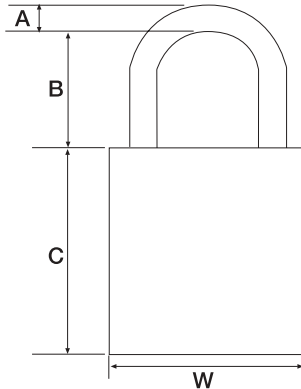
DL2100/DL3100, DL3000,  
DL4000, HL10 & PL5000 Series



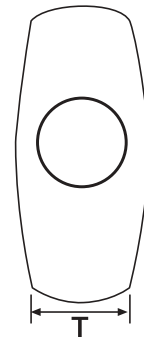
# Padlocks

## Padlocks PL5000 Series

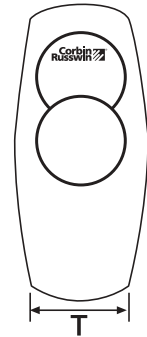
### Conventional and Interchangeable Core (IC) Models



Conventional



IC



		Shackle Diameter	Shackle Clearance	Height	Width	Thickness
Model	Series	A	B	C	W	T
Conventional	PL5000	11/32" (9mm)	Std: 13/16" (21mm)	1-3/4" (44mm)	1-15/16" (49mm)	3/4" (19mm)
	PL5100		212: 2-9/16" (65mm)			
IC	PL5070	11/32" (9mm)	Std: 7/8" (22mm)	2" (51mm)	1-15/16" (49mm)	1" (25mm)
	PL5170		258: 2-5/8" (67mm)			

#### Features

##### Case

Extruded brass.  
 Conventional model: 1 3/4" (44mm).  
 IC model: 2" (51mm).

##### Shackle

1 1/32" (8.7mm) diameter hardened steel (PL5000 Series) or brass (PL5100 Series).

##### Locking

Conventional model: latching at toe.  
 IC model: ball-bearing locking heel and toe.

##### Cylinder

Conventional model: non-removable 6-pin, L4 keyway.  
 IC model: interchangeable core.

##### Keying Features Available

Master keying  
 Construction master keying  
 Interchangeable core (IC) 6-pin  
 IC security  
 Concealed key control  
 Visual key control (not for HS)  
 Non-assembled  
 Pyramid™ (IC only)

##### Keys

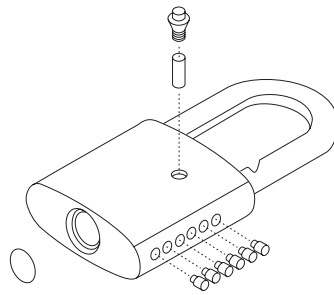
Two nickel silver standard.

##### Warranty

One-year limited.

##### Finish

BHMA 606 Satin Brass (US4) only.



#### Non-assembled Padlock ( Quick Code M46)

Includes:

- Plug (specify keyway)
- Plug retainer
- Plug retainer screw
- Security disk

To combine non-assembled padlocks, order these parts separately:

Pin chamber cap	303F24-2 (order in multiples of 100)
Tumbler spring	603F20-7 (order in multiples of 100)
.320" top pin	553F49-2320 (vial of 100 pins)

## Padlocks PL5000 Series

### Ordering Examples

#### Stock Order

Quantity	Series/Function
10	PL5000

#### Contract / Detailed Order

Quantity	Keyset	Series/Function	Shackle Length	Misc. Options
4	AJ3	PL5080	258	M45 x S19866

### Quick Codes

#### Series/Function

Description	Series/Function	
	Hardened Steel Shackle	Brass Shackle
Conventional	PL5000	PL5100
Interchangeable core (IC) less core	PL5070	PL5170
IC 6-pin	PL5080	PL5180
IC security	PL5090	PL5190
Pyramid™ (IC only)	PL5030	PL5130

#### Cylinder and Keying

Description	Specify
Keyed random (PL5000, PL5100 padlocks)  (PL5080, PL5180, PL5090, PL5190 padlocks)	(standard)  KR
0-bitted (PL5080, PL5180, PL5030, PL5130 padlocks only)	(standard)
Non-assembled (PL5000, PL5100 padlocks only)	M46
Visual key control (VKC)	
- Keys only	VKC1
- Locks and keys (PL5000, PL5100, PL5080, PL5180 padlocks only)	VKC2
- Locks only (PL5000, PL5100, PL5080, PL5180 padlocks only)	VKC3
Concealed key control (CKC) (PL5080, PL5180, PL5090, PL5190 padlocks only)	
- CKC cores and VKC keys	CKC2
- CKC cores only	CKC3
2 keys per lock	(standard)
More than 2 keys	KY# (e.g., KY6)

#### Miscellaneous Options


Description	Specify
Chain and clevis attached	M44
Custom die stamped case (specify existing die number, or provide lettering specifications or artwork)	M45 x #
Non-assembled (see illustration page 2)	M46

#### Shackle Clearance

Description	Specify
PL5000 and PL5100 padlocks only: 1 <sup>3</sup> / <sub>16</sub> " (5mm)	(standard)
2 <sup>9</sup> / <sub>16</sub> " (65mm)	212
PL5070, PL5170, PL5030, PL5130, PL5080, PL5180, PL5090, PL5190 padlocks only: 7 <sup>7</sup> / <sub>8</sub> " (22mm)	(standard)
2 <sup>5</sup> / <sub>8</sub> " (67mm)	258

## Deadlocks DL2100/DL3100 Series

### Features



**Handing** Non-handed.

**Door Thickness** Standard: 1<sup>3</sup>/<sub>4</sub>" (44mm).  
Optional door thicknesses available; see Quick Codes.

**Backset** 2<sup>3</sup>/<sub>8</sub>" (60mm) or 2<sup>3</sup>/<sub>4</sub>" (70mm).

**Front** Standard: wrought brass or bronze,  
2<sup>1</sup>/<sub>4</sub>" (57mm) x 1<sup>1</sup>/<sub>8</sub>" (29mm). Optional: 1"  
width; see Quick Codes.

**Deadbolt** (1" (25mm) throw).

DL2100 - Brass with hardened steel insert.  
DL3100 - Stainless steel with hardened steel  
roller pin insert.

**Strike** Standard: wrought brass or bronze,  
2<sup>3</sup>/<sub>4</sub>" (70mm) x 1<sup>1</sup>/<sub>8</sub>" (29mm). Optional strikes  
and wrought boxes available; see Strikes, this  
page.

**Cylinder** Standard: brass, 6-pin, L4 keyway,  
0-bitted. Security cylinder optional; see  
Quick Codes.

**Keys** Two nickel silver standard.

### Keying Features Available

- Master keying
- Construction master keying
- Security
- Visual key control
- Concealed key control

**Warranty** One-year limited.

### Certification/Compliance DL3100

**UL** UL10B Fire Rated Auxiliary Lock for A  
label and lesser class doors when used with a  
correspondingly rated primary latching  
device.

### ANSI

DL2100 - 156.5 Grade 2  
DL3100 - 156.5 Grade 1

### Functions

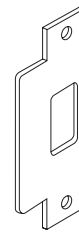
Outside	Inside	Series/ Function	Type	ANSI No.	Function Description
		DL2113 DL3113	Single Cylinder	E0150 Series	- By key outside and by thumbturn inside.
		DL2112 DL3112	Double Cylinder	E0140 Series	- By key either side.
		DL2117 DL3117	Classroom	E0170 Series	- By key outside and by thumbturn inside. - Thumbturn will retract but not project deadbolt.
		DL2111 DL3111	Cylinder x Blank	E0160 Series	- By key one side only; opposite side blank.
		DL2160 DL3160	Thumbturn x Blank	E0190 Series	- By thumbturn one side only; opposite side blank.

### Strikes



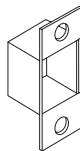
#### Standard Strike

2<sup>3</sup>/<sub>4</sub>" (70mm) x 1<sup>1</sup>/<sub>8</sub>"  
(29mm).  
To order separately,  
specify 685F97 x  
Finish.




#### ANSI Strike

Optional; see Quick  
Codes.  
To order separately,  
specify 423L71 x  
Finish.



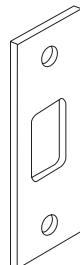
#### Wrought Strike Box

Standard with  
Standard Strike.  
To order separately,  
specify 496F71-8.



#### ANSI Wrought Strike Box

Optional for use with  
ANSI Strike; see  
Quick Codes.  
To order separately,  
specify 120F76-8.



#### Optional Strike

3<sup>1</sup>/<sub>2</sub>" (89mm) x 1<sup>1</sup>/<sub>8</sub>"  
(29mm); see Quick  
Codes.  
To order separately,  
specify 394F19 x  
Finish.

## Deadlocks DL2100/DL3100 Series

### Ordering Examples

#### Stock Order

Quantity	Series/Function	Finish
24	DL2113	626

#### Contract/Detailed Order

Quantity	Keyset	Series/Function	Finish	Strike	Options
24	AA1	DL2113	626	SD001	HS-CKC2

### Cylinders

#### Cylinder Only (less housing)

Series/Function	Part Number	Description	
DL2112 DL3112	4300-138-A2	1 <sup>3</sup> / <sub>8</sub> " (35mm) Door - Outside	6-Pin
	4300-134-A2	1 <sup>3</sup> / <sub>4</sub> " (44mm) Door - Outside	
	4300-200-A2	2" (51mm) Door - Outside	
	4300-214-A2	2 <sup>1</sup> / <sub>4</sub> " (57mm) Door - Outside	
	4300-000-A3	1 <sup>3</sup> / <sub>8</sub> " (35mm) - 2 <sup>1</sup> / <sub>4</sub> " (57mm) Door - Inside	
DL2113 DL2117 DL3113 DL3117	4300-134-A1	1 <sup>3</sup> / <sub>8</sub> " (35mm) - 1 <sup>3</sup> / <sub>4</sub> " (44mm) Door	6-Pin
	4300-214-A1	2" (51mm) - 2 <sup>1</sup> / <sub>4</sub> " (57mm) Door	
	4300-134-A1	1 <sup>3</sup> / <sub>8</sub> " (35mm) - 1 <sup>3</sup> / <sub>4</sub> " (44mm) Door	
	4300-214-A1	2" (51mm) - 2 <sup>1</sup> / <sub>4</sub> " (57mm) Door	
DL2111 DL3111	4300-134-A4	1 <sup>3</sup> / <sub>8</sub> " (35mm) - 2 <sup>1</sup> / <sub>4</sub> " (57mm) Door	6-Pin
	4300-134-A4	1 <sup>3</sup> / <sub>8</sub> " (35mm) - 2 <sup>1</sup> / <sub>4</sub> " (57mm) Door	
DL2112 DL3112	4300-138-A2-7	1 <sup>3</sup> / <sub>8</sub> " (35mm) Door - Outside	7-Pin
	4300-134-A2-7	1 <sup>3</sup> / <sub>4</sub> " (44mm) Door - Outside	
	4300-200-A2-7	2" (51mm) Door - Outside	
	4300-214-A2-7	2 <sup>1</sup> / <sub>4</sub> " (57mm) Door - Outside	
	4300-134-A4-7	1 <sup>3</sup> / <sub>8</sub> " (35mm) - 2 <sup>1</sup> / <sub>4</sub> " (57mm) Door - Inside	
DL2113 DL2117 DL3113 DL3117	4300-134-A1-7	1 <sup>3</sup> / <sub>8</sub> " (35mm) - 1 <sup>3</sup> / <sub>4</sub> " (44mm) Door	7-Pin
	4300-214-A1-7	2" (51mm) - 2 <sup>1</sup> / <sub>4</sub> " (57mm) Door	
	4300-134-A1-7	1 <sup>3</sup> / <sub>8</sub> " (35mm) - 1 <sup>3</sup> / <sub>4</sub> " (44mm) Door	
	4300-214-A1-7	2" (51mm) - 2 <sup>1</sup> / <sub>4</sub> " (57mm) Door	
DL2111 DL3111	4300-134-A4-7	1 <sup>3</sup> / <sub>8</sub> " (35mm) - 2 <sup>1</sup> / <sub>4</sub> " (57mm) Door	7-Pin
	4300-134-A4-7	1 <sup>3</sup> / <sub>8</sub> " (35mm) - 2 <sup>1</sup> / <sub>4</sub> " (57mm) Door	
All	8000	I.C.	6-Pin
All	8000-7	I.C.	7-Pin
All	8010	Security I.C.	6-Pin

### Cylinder and Keying

Description	Specify
Conventional 6-pin	(standard)
Less cylinder(s)	LC
Conventional 7-pin	7P
Interchangeable core (IC) 6-pin	C6
IC 6-pin less core	CL6
IC 6-pin with temporary construction core	CT6
IC 7-pin	C7
IC 7-pin less core	CL7
IC 7-pin with temporary construction core	CT7
Security	HS
Security IC	CHS
0-bitted with 2 blank keys	(standard)
Keyed random	KR
Construction master keyed	CMK
Visual key control (VKC)	
- Keys only	VKC1
- Cylinders and keys (not available with HS or CHS)	VKC2
- Cylinders only (not available with HS or CHS)	VKC3
Concealed key control (CKC)	
- CKC cylinders and VKC keys	CKC2
- CKC cylinders only	CKC3
2 keys per lock	(standard)
More than 2 keys	KY# (e.g., KY6)

### Housing Assembly - Interchangeable Core

Series/Function	Part Number	Description	
DL3113 DL3117	4370-134-A1	1 <sup>3</sup> / <sub>4</sub> " (44mm) - 2" (51mm) Door	6 or 7 Pin
	4370-214-A1	2 <sup>1</sup> / <sub>4</sub> " (57mm) Door	
DL3112	4270-134-A2	1 <sup>3</sup> / <sub>4</sub> " (44mm) Door - Outside	6 or 7 Pin
	4370-200-A2	2" (51mm) Door - Outside	
	4370-214-A2	2 <sup>1</sup> / <sub>4</sub> " (57mm) Door - Outside	
	4370-134-A3	1 <sup>3</sup> / <sub>4</sub> " (44mm) - 2 <sup>1</sup> / <sub>4</sub> " (57mm) Door - Inside	
DL3111	4370-134-A4	1 <sup>3</sup> / <sub>4</sub> " (44mm) - 2" (51mm) Door	Best 6 or 7 Pin
DL3113 DL3117	Best-134-A1	1 <sup>3</sup> / <sub>4</sub> " (44mm) - 2" (51mm) Door	
	Best-214-A1	2 <sup>1</sup> / <sub>4</sub> " (57mm) Door	
DL3112	Best-134-A2	1 <sup>3</sup> / <sub>4</sub> " (44mm) Door - Outside	
	Best-200-A2	2" (51mm) Door - Outside	
	Best-214-A2	2 <sup>1</sup> / <sub>4</sub> " (57mm) Door - Outside	
DL3112	Best-134-A3	1 <sup>3</sup> / <sub>4</sub> " (44mm) - 2 <sup>1</sup> / <sub>4</sub> " (57mm) Door - Inside	
DL3111	Best-134-A4	1 <sup>3</sup> / <sub>4</sub> " (44mm) - 2 <sup>1</sup> / <sub>4</sub> " (57mm) Door	

# Deadlocks

## Deadlocks DL2100/DL3100 Series

### Quick Codes

#### Finish

Description	Specify
US3 Bright Brass	605
US4 Satin Brass	606
US10 Satin Bronze	612
US10B Dark Oxidized Satin Bronze, oil rubbed	613
US26 Bright Chromium Plated	625
US26D Satin Chromium Plated	626

#### Strike

Lip to Center	ANSI Straight Lip Specify
7/8" (22mm)	SS078
1 1/8" (29mm)	SS118
1 1/4" (32mm)	SS114
1 3/8" (35mm)	SS138
1 1/2" (38mm)	SS112
1 3/4" (44mm)	SS134
2" (51mm)	SS200
2 1/4" (57mm)	SS214
2 1/2" (64mm)	SS212
2 3/4" (70mm)	SS234
3" (76mm)	SS300
Other Strikes (no lip)	Specify
2 3/4" (70mm) x 1 1/8" (29mm)	(standard)
3 1/2" (89mm) x 1 1/8" (29mm)	SD001

#### Miscellaneous Options

Description	Specify
1" (25mm) bolt front, square corners	M14
ANSI wrought strike box	M17
Wrought box for standard strike	(standard)

#### Miscellaneous Options

Door Thickness	Specify
1 3/8" (35mm)	D138
1 3/4" (44mm)	(standard)
2" (51mm)	D200
2 1/4" (57mm)	D214

### Bolt Assembly

DL2100		DL3100	
2 3/8" (60mm) Backset	2 3/4" (70mm) Backset	2 3/8" (60mm) Backset	2 3/4" (70mm) Backset
686F228	685F238	686F238	685F928
Front Trim Plates			
Non-UL		UL Labeled	
1" (25mm) Wide		685F94M x Finish	695F31M x Finish
1 1/8" (29mm) Wide	685F93M x Finish	695F32M x Finish	

## Deadlocks DL3000 Series

### Features



#### Handing

Non-handed, except DL3017, which is handed and field reversible.

#### Door Thickness

Standard: 1<sup>3</sup>/<sub>4</sub>" (44mm) - 3" (76mm).  
Optional door thicknesses available; see Quick Codes.

#### Backset

Standard: 2<sup>3</sup>/<sub>4</sub>" (70mm)  
Optional: 2<sup>3</sup>/<sub>8</sub>" (60mm)

#### Front

Standard: wrought brass or bronze,  
2<sup>1</sup>/<sub>4</sub>" (57mm) x 1<sup>1</sup>/<sub>8</sub>" (29mm). Accommodates  
flat doors and doors beveled 1/8" (3mm) in 2"  
(51mm).

#### Deadbolt

Zinc diecast hardened steel insert. 1" (25mm)  
throw, 5/8" (16mm) wide x 3/4" (19mm) high.

#### Strike

Standard: wrought brass or bronze,  
2<sup>3</sup>/<sub>4</sub>" (70mm) x 1<sup>1</sup>/<sub>8</sub>" (29mm).  
Optional strikes and wrought boxes available;  
see Strikes, this page.

#### Cylinder

Brass, 6-pin, L4 keyway, 0-bitted. Security  
cylinders optional; see Quick Codes.

#### Keys

Two nickel silver standard.

#### Keying Features Available

Master keying  
Construction master keying  
7-pin (FC) conventional  
Interchangeable core (IC)  
Security  
Security (IC)  
Visual key control  
Concealed key control  
Pyramid™ (FC)  
Pyramid™ (IC)

#### Warranty

One-year limited.

### Functions

Outside	Inside	Series/ Function	Type	ANSI No.	Function Description
		DL3013	Single Cylinder	E0150 Series	- By key outside and by thumbturn inside.
		DL3012	Double Cylinder	E0140 Series	- By key either side.
		DL3017	Classroom	E0170 Series	- By key outside and by thumbturn inside. - Thumbturn will retract but not project deadbolt.
		DL3011	Cylinder x Blank	E1060 Series	- By key one side only; opposite side blank.
		DL3060	Thumbturn x Blank	E0190 Series	- By thumbturn one side; opposite side blank.

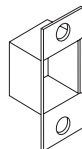
### Strikes



#### Standard Strike

2<sup>3</sup>/<sub>4</sub>" (70mm) x 1<sup>1</sup>/<sub>8</sub>"  
(29mm).

To order separately,  
specify 424F83 x  
Finish.



#### Wrought Strike Box

Standard with  
Standard Strike.  
To order separately,  
specify 496F71-8.



#### Optional Strike

3<sup>1</sup>/<sub>2</sub>" (89mm) x 1<sup>1</sup>/<sub>8</sub>"  
(29mm); see Quick  
Codes.

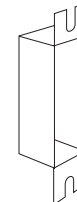
To order separately,  
specify 394F19 x  
Finish.



#### ANSI Strike

Optional; see Quick  
Codes.

To order separately,  
specify 423L71 x  
Finish.



#### ANSI Wrought Strike Box

Optional for use with  
ANSI Strike; see  
Quick Codes.

To order separately,  
specify 120F76-8.

# Deadlocks

## Deadlocks DL3000 Series

### Ordering Examples

#### Stock Order

Quantity	Series/Function	Finish
24	DL3013	626

#### Contract/Detailed Order

Quantity	Keypad	Series/Function	Finish	Optional Strike	Door Thickness	Misc. Options
24	AA1	DL3013	613	SS118	D214	C6-M17

### Quick Codes

#### Finish

Description	Specify
US3 Bright Brass	605
US4 Satin Brass	606
US10 Satin Bronze	612
US10B Dark Oxidized Satin Bronze, oil rubbed	613
US26 Bright Chromium Plated	625
US26D Satin Chromium Plated	626

#### Strike

Lip to Center	ANSI Straight Lip Specify
7/8" (.22mm)	SS078
1 1/8" (29mm)	SS118
1 1/4" (32mm)	SS114
1 3/8" (35mm)	SS138
1 1/2" (38mm)	SS112
1 3/4" (44mm)	SS134
2" (51mm)	SS200
2 1/4" (57mm)	SS214
2 1/2" (64mm)	SS212
2 3/4" (70mm)	SS234
3" (76mm)	SS300

Other Strikes (no lip)	Specify
2 3/4" (70mm) x 1 1/8" (29mm)	(standard)
3 1/2" (89mm) x 1 1/8" (29mm)	SD001

#### Cylinder and Keying

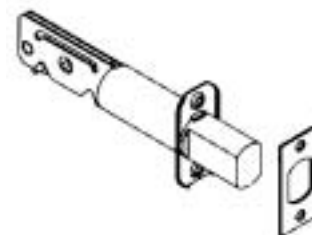
Description	Specify
Conventional 6-pin Less cylinder(s)	(standard) LC
Conventional 7-pin	7P
Interchangeable core (IC) 6-pin	C6
IC 6-pin less core	CL6
IC 6-pin with temporary construction core	CT6
Security	HS
Security IC	CHS
Pyramid™ (FC) (Conventional)	PHS
Pyramid™ (IC)	PCHS
Pyramid™ Temp Core	CTP
0-bitted with 2 blank keys	(standard)
Keyed random	KR
Construction master keyed	CMK
Visual key control (VKC)	
- Keys only	VKC1
- Cylinders and keys (not available with HS or CHS)	VKC2
- Cylinders only (not available with HS or CHS)	VKC3
Concealed key control (CKC)	
- CKC cylinders and VKC keys	CKC2
- CKC cylinders only	CKC3
2 keys per lock	(standard)
More than 2 keys	KY# (e.g., KY6)

#### Door Thickness

Door Thickness	Specify
1 3/4" (44mm)-2" (51mm)	(standard)
2 1/4" (57mm)	D214
1 3/8" (35mm)	D138

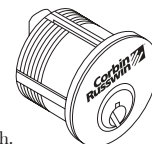
#### Miscellaneous Options

Description	Specify
ANSI wrought strike box	M17
Wrought box for standard strike	(standard)



#### Bolt and Front

Description	Part No.	Specify
2 3/4" (70mm) backset bolt (less front)	467F35-8	(Standard)
2 3/8" (60mm) backset bolt (less front)	693F20-8	B238
1 1/8" (29mm) front	467F36	—



#### Cylinder Only

Specify Part No. x Keyway x Finish.

Description	Number
Conventional 6-pin	1000-118-A03
Conventional 7-pin	1000-114-A03-7
IC 6-pin	1080-114-A03
IC 6-pin less core	1070-114-A03
Security	1010-118-A03
Security IC	1090-114-A03
Pyramid™ (FC) Conventional	1020-114-A03
Pyramid™ (IC)	1030-114-A03
Inside thumbturn cylinder	1300-118-A03
Classroom thumbturn	1303-118-A03



## Deadlocks DL4000 Series

### Features



#### Handing

Non-handed.

#### Door Thickness

Standard: 1<sup>3</sup>/<sub>4</sub>" (44mm).

Optional door thicknesses available; see Quick Codes.

#### Backset

2<sup>3</sup>/<sub>4</sub>" (70mm).

#### Lockcase

Wrought steel; gold lacquer finish.

#### Front

Wrought brass or bronze, 4<sup>3</sup>/<sub>16</sub>" (106mm) x 1" (25mm).

#### Deadbolt

Steel with hardened steel insert; 1" (25mm) throw.

#### Strike

Standard: wrought brass or bronze, 3<sup>1</sup>/<sub>2</sub>" (89mm) x 1<sup>1</sup>/<sub>8</sub>" (29mm).  
Optional strikes available; see Strikes, this page.

#### Cylinder

6-pin, L4 keyway, 0-bitted. Security cylinder optional; see Quick Codes.

#### Keys

Two nickel silver standard.

#### Keying Features Available

- Master keying
- Construction master keying
- 7-pin (FC) conventional
- Interchangeable core (IC)
- Security
- Security (IC)
- Visual key control
- Concealed key control
- Pyramid™ (FC)
- Pyramid™ (IC)

#### Warranty

One-year limited.

### Functions

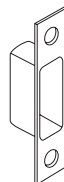
Outside	Inside	Series/ Function	Type	ANSI No.	Function Description
		DL4013	Single Cylinder	E6070 Series	- By key outside and by thumbturn inside.
		DL4012	Double Cylinder	E6060 Series	- By key either side.
		DL4017	Classroom	E6090 Series	- By key outside and by thumbturn inside. - Thumbturn will retract but not project deadbolt.
		DL4011	Cylinder x Blank	E6080 Series	- By key one side only; opposite side blank.

### Strikes



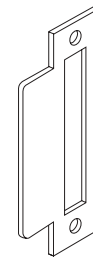
#### Standard Strike

3<sup>1</sup>/<sub>2</sub>" (89mm) x 1<sup>1</sup>/<sub>8</sub>" (29mm). To order separately, specify 381F94 x Finish.




#### Strike Box

Optional with Standard Strike; see Quick Codes. To order separately, specify 466F27-9.



#### ANSI Strike

Optional; see Quick Codes. To order separately, specify 240L08 x Finish.



#### ANSI Wrought Strike Box

Optional for use with ANSI Strike; see Quick Codes. To order separately, specify 120F76-8.

# Deadlocks

## Deadlocks DL4000 Series

### Ordering Examples

#### Stock Order

Quantity	Series/Function	Finish
<b>24</b>	<b>DL4013</b>	<b>626</b>

#### Contract/Detailed Order

Quantity	Keypad	Series/Function	Finish	Optional Strike	Door Thickness	Misc. Options
<b>7</b>	<b>AA13</b>	<b>DL4012</b>	<b>626</b>	<b>SS118</b>	<b>D234</b>	<b>C6-VKC2</b>

### Quick Codes

#### Finish

Description	Specify
US3 Bright Brass	605
US4 Satin Brass	606
US10 Satin Bronze	612
US10B Dark Oxidized Satin Bronze, oil rubbed	613
US14 Bright Nickel (matches 629)	618
US15 Satin Nickel (matches 630)	619
US26 Bright Chromium Plated	625
US26D Satin Chromium Plated	626

#### Strike

Lip to Center	ANSI Straight Lip Specify
7/8" (22mm)	SS078
1 1/8" (29mm)	SS118
1 1/4" (32mm)	SS114
1 3/8" (35mm)	SS138
1 1/2" (38mm)	SS112
1 3/4" (44mm)	SS134
2" (51mm)	SS200
2 1/4" (57mm)	SS214
2 1/2" (64mm)	SS212
2 3/4" (70mm)	SS234
3" (76mm)	SS300

#### Door Thickness

Door Thickness	Specify
1 3/8" (35mm)	D138
1 3/4" (44mm)-2" (51mm)	(standard)
2 1/4" (57mm)	D214
2 1/2" (64mm)	D212
2 3/4" (70mm)	D234
3" (76mm)	D300
3 1/4" (83mm)	D314
3 1/2" (89mm)	D312
3 5/8" (92mm)	D358
3 3/4" (95mm)	D334
3 7/8" (98mm)	D378
4" (102mm)	D400

#### Miscellaneous Options

Description	Specify
Spanner head screws	M02
ANSI wrought strike box	M17
Lead wrapped case	M29
Box for standard strike	M40

#### Cylinder Only

Specify Part No. x Keyway x Finish.

Description	Number
Conventional 6-pin	1000-118-A04
Conventional 7-pin	1000-114-A04-7
IC 6-pin	1080-114-A04
IC 6-pin less core	1070-114-A04
IC 7-pin	1080-112-A04-7
IC 7-pin less core	1070-112-A04-7
Security	1010-118-A04
Security IC	1090-114-A04
Pyramid™ (FC) (Conventional)	1020-114-A04
Pyramid™ (IC)	1030-114-A04

#### Cylinder and Keying

Description	Specify
Conventional 6-pin	(standard)
Less cylinder(s)	LC
Conventional 7-pin	7P
Interchangeable core (IC) 6-pin	C6
IC 6-pin less core	CL6
IC 6-pin with temporary construction core	CT6
IC 7-pin	C7
IC 7-pin less core	CL7
IC 7-pin with temporary construction core	CT7
Security	HS
Security (IC)	CHS
Pyramid™ (FC) (Conventional)	PHS
Pyramid™ (IC)	PCHS
0-bitted with 2 blank keys	(standard)
Keyed random	KR
Construction master keyed	CMK
Visual key control (VKC)	
- Keys only	VKC1
- Cylinders and keys (not available with HS or CHS)	VKC2
- Cylinders only (not available with HS or CHS)	VKC3
Concealed key control (CKC)	
- CKC cylinders and VKC keys	CKC2
- CKC cylinders only	CKC3
2 keys per lock	(standard)
More than 2 keys	KY# (e.g., KY6)

# Push-Pull Latches

## Push-Pull HL10 Series

This contemporary design requires only a light push or pull by fingertip, hand, forearm or elbow to operate. Developed to provide fast, smooth, safe door action in medical facilities, it may be used on any door requiring a push-pull function.



### Features

#### Handing

Non-handed.

#### Door Thickness

1 3/4" (44mm) only.

#### Backset

5" (127mm).

#### Front

Wrought brass or bronze standard. 2 1/4" (57mm) x 1 1/8" (29mm). Accommodates doors beveled 1/8" (3mm) in 2" (51mm). Optional: flat front; see Quick Codes.

#### Latchbolt

Brass, chrome plated, 5/8" (16mm) throw with nylon insert. 5" Backset.

#### Strike

Wrought brass or bronze, curved lip box standard. 2 3/4" (70mm) x 1 1/8" (29mm) x 1 1/4" (32mm) lip to center.

Optional ANSI strike and ANSI wrought strike box available; see Strikes, page 12.

### Certification/Compliance

#### UL

Listed for A label and lesser class single doors. Letter F and UL symbol on latch front indicate listing.

#### Finishes

- BHMA 612 Satin Bronze (US10)
- BHMA 625 Bright Chromium Plated (US26)
- BHMA 626 Satin Chromium Plated (US26D)

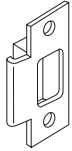
### Functions

Push	Pull	Series/ Function	Function Description
		HL11	<ul style="list-style-type: none"> <li>- Latchbolt by push or pull.</li> <li>- Exposed screws push side.</li> <li>- Standard pull lever.</li> </ul>
		HL12	<ul style="list-style-type: none"> <li>- Latchbolt by push or pull.</li> <li>- Exposed screws push side.</li> <li>- Large concave pull lever.</li> </ul>
		HL13	<ul style="list-style-type: none"> <li>- Latchbolt by push or pull.</li> <li>- Exposed screws pull side.</li> <li>- Standard pull lever.</li> </ul>
		HL14	<ul style="list-style-type: none"> <li>- Latchbolt by push or pull.</li> <li>- Exposed screws pull side.</li> <li>- Large concave pull lever.</li> </ul>

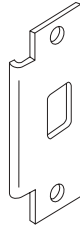
# Push-Pull Latches

## Push-Pull HL10 Series

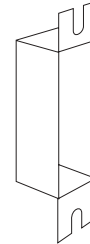
### Strikes



**Curved Lip Box**  
(Standard)  
Brass or bronze,  
2<sup>3</sup>/<sub>4</sub>" (70mm) x 1<sup>1</sup>/<sub>8</sub>"  
(29mm) x 1<sup>1</sup>/<sub>4</sub>"  
(57mm) lip to center.  
No optional lip  
lengths.  
To order separately,  
specify 262F94 x  
Finish.

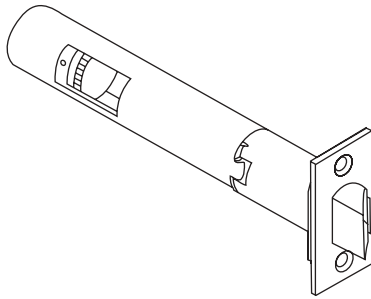


**ANSI Curved Lip**  
Brass or bronze,  
4<sup>7</sup>/<sub>8</sub>" (124mm) x 1<sup>1</sup>/<sub>4</sub>"  
(57mm) x 1<sup>1</sup>/<sub>4</sub>"  
(57mm) lip to center.  
No optional lip  
lengths.  
To order with Push-  
Pull Latch, see Quick  
Codes.  
To order separately,  
specify 217L13 x  
Finish.



**ANSI Wrought  
Strike Box**  
To order with Push-  
Pull Latch, see Quick  
Codes.  
To order separately,  
specify 120F76.

### Latchbolts



5" backset with square  
corner faceplates. To  
order separately: for  
2<sup>1</sup>/<sub>4</sub>" (57mm) x 1<sup>1</sup>/<sub>8</sub>"  
(29mm) beveled front,  
specify 488F82 x Finish.  
For 2<sup>1</sup>/<sub>4</sub>" (57mm) x 1<sup>1</sup>/<sub>8</sub>"  
(29mm) flat front,  
specify 488F83 x Finish.

## Ordering Examples

### Contract/Detailed Order

Quantity	Series/Function	Finish	Hand	Optional Strike	Misc. Options
12	HL12	626	RH	SA114	M38

## Quick Codes

### Miscellaneous Options

Description	Specify
Flat front	M12
ANSI curved lip strike	SA114
ANSI wrought strike box	M17
Engraved "PUSH"*	M36
Engraved "PULL"*	M37
Engraved "PUSH & PULL"*	M38
Lead washer	M39


\* Specify hand of door.







For more information regarding Corbin Russwin Locksets,  
Exit Devices, Door Controls and Key Systems, contact your  
authorized Corbin Russwin Distributor or Sales Representative.



In U.S.:  
Corbin Russwin, Inc.  
1902 Airport Road  
Monroe, NC 28110 USA  
Phone 800-543-3658 / 704-283-2101  
Fax 800-447-6714 / 704-289-6937  
[www.corbin-russwin.com](http://www.corbin-russwin.com)

In Canada:  
Yale Corbin Canada Ltd.  
6940 Edwards Blvd.  
Mississauga, Ontario L5T 2W2  
Phone 800-461-3007 / 905-564-5854  
Fax 800-461-8989 / 905-564-8182  
[www.yalecorbin.on.ca](http://www.yalecorbin.on.ca)

The ASSA ABLOY Group is the world's  
leading manufacturer and supplier of locks  
and associated products, dedicated to  
satisfying end-user needs for security, safety  
and convenience.

45012-MA-5.0-3/03R

Corbin Russwin and Design® is a registered trademark of Corbin Russwin Inc. Pyramid™ is a trademark of Corbin Russwin, Inc. Copyright© 2001 Corbin Russwin, Inc. All rights reserved. These materials are protected under US copyright laws. All contents current at time of publication. Corbin Russwin, Inc. reserves the right to change availability of any item in this catalog, its design, construction, and/or its materials.